

STAGE 1

AMMO:

10 Pistol, 10 Rifle, 4+ Shotgun

STAGING:

Shotgun: staged on right table.

Rifle: loaded with 10 rounds staged on center table at cemetery entrance.

Pistols: loaded with five rounds each, holstered.

PROCEDURE:

Shooter can shoot stage left to right or right to left.

Standing at either left or right table, hands touching hat.

When ready, the shooter says: **"I ain't dead yet!"**

AT THE BEEP:

Shooting left to right...

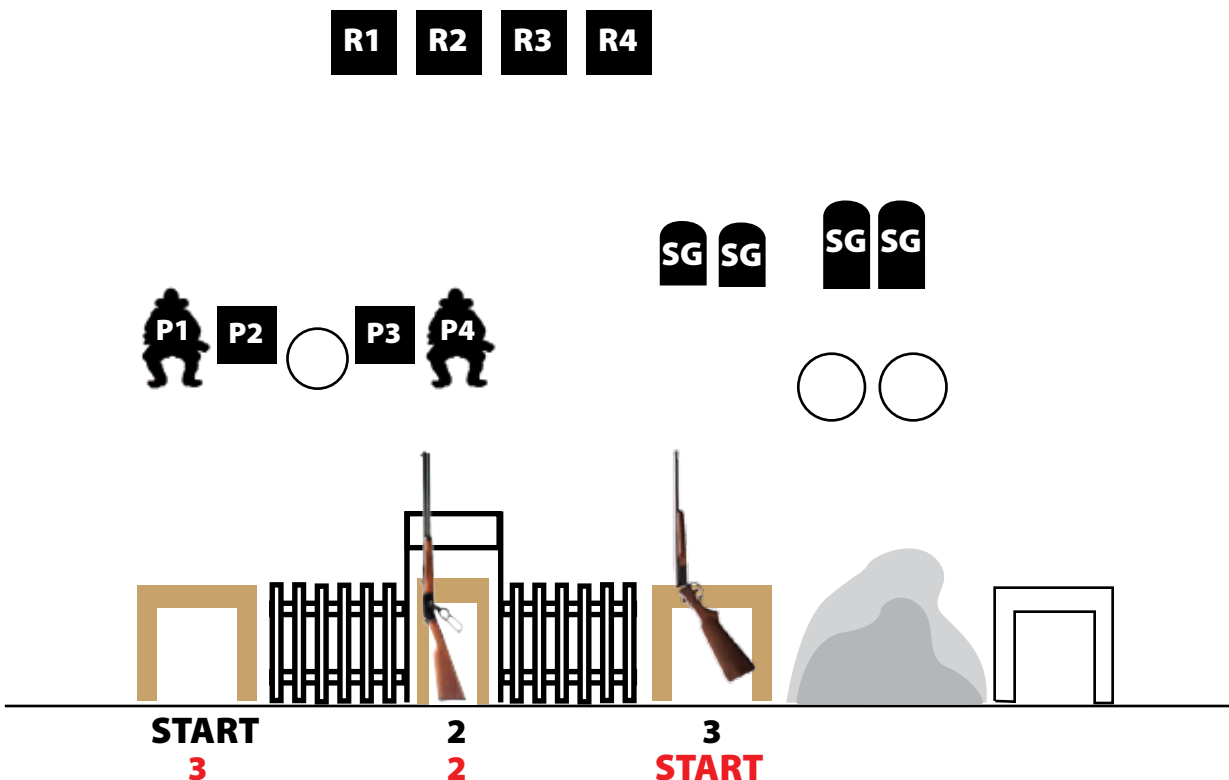
With pistols, starting from either end, shoot the 4 targets in a **3-2-2-3 sweep**.

Move to center and with rifle, starting from either end, shoot the 4 targets in a **3-2-2-3 sweep**. Make safe.

Move to right barrel, with shotgun, shoot the 4 shotgun targets, any order.

Shooting right to left...

Sequence is shotgun, rifle, then pistols.



STAGE 2

AMMO:

10 Pistol, 10 Rifle, 4+ Shotgun

STAGING:

Shotgun: staged on right table.

Rifle: loaded with 10 rounds also staged on right table.

Pistols: loaded with five rounds each, holstered.

PROCEDURE:

Shooter can shoot stage left to right or right to left.

Standing at left or right table, hands touching guns.

When ready, the shooter says: ***"I thought you were dead and buried!"***

AT THE BEEP:

Shooting left to right...

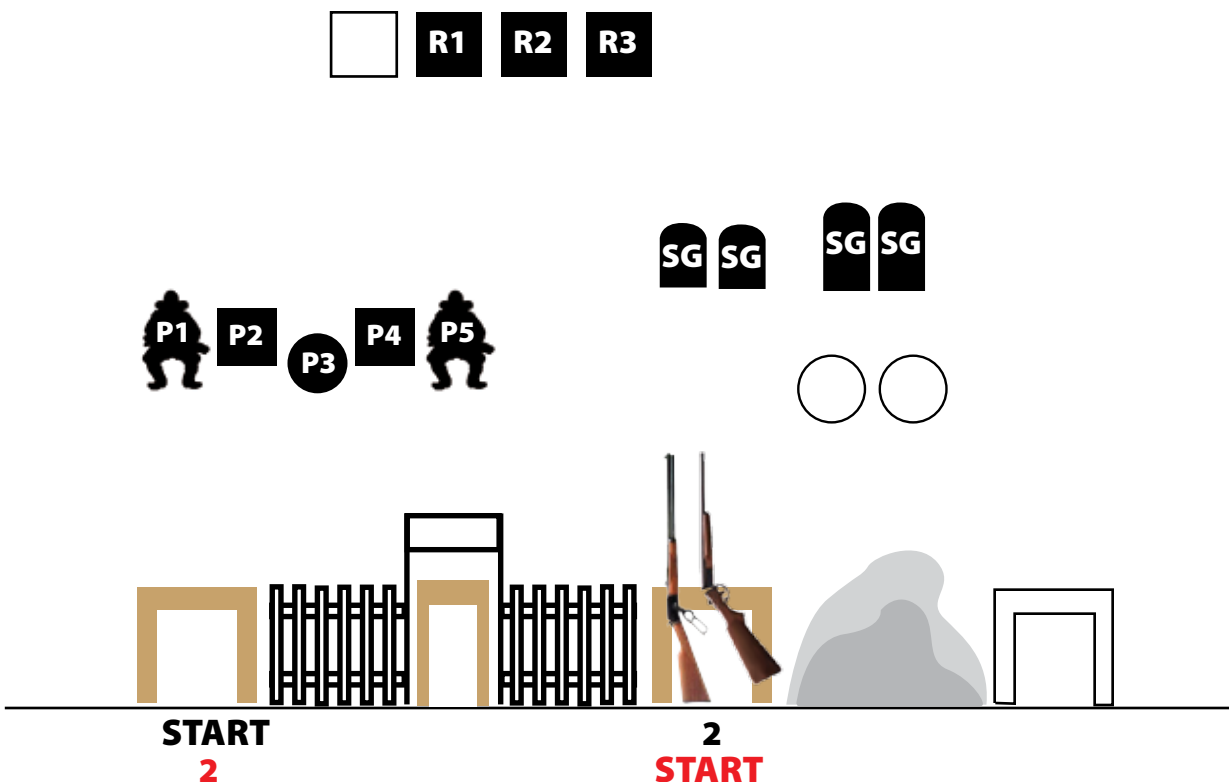
With first pistol, shoot the **left** 3 targets in a **Nevada Sweep** starting from the middle circle target. With second pistol, shoot the **right** 3 targets in a **Nevada Sweep** starting from the middle circle target.

Move to right table, and with rifle, shoot the 3 targets in a **Nevada Sweep** starting from either end. Make safe.

With shotgun, shoot the 4 shotgun targets in any order.

Shooting right to left...

Sequence is shotgun at table, rifle at same table, take rifle to left table, then pistols.



STAGE 3

AMMO:

10 Pistol, 10 Rifle, 4+ Shotgun

STAGING:

Shotgun: staged on right or left table.

Rifle: loaded with 10 rounds staged on left table.

Pistols: loaded with five rounds each, holstered.

PROCEDURE:

Shooter can shoot stage left to right or right to left.

Standing at left or right table, hands touching table.

When ready, the shooter says: **"Dry gulchers don't live long!"**

AT THE BEEP:

Shooting left to right... with both rifle and shotgun staged on left table.

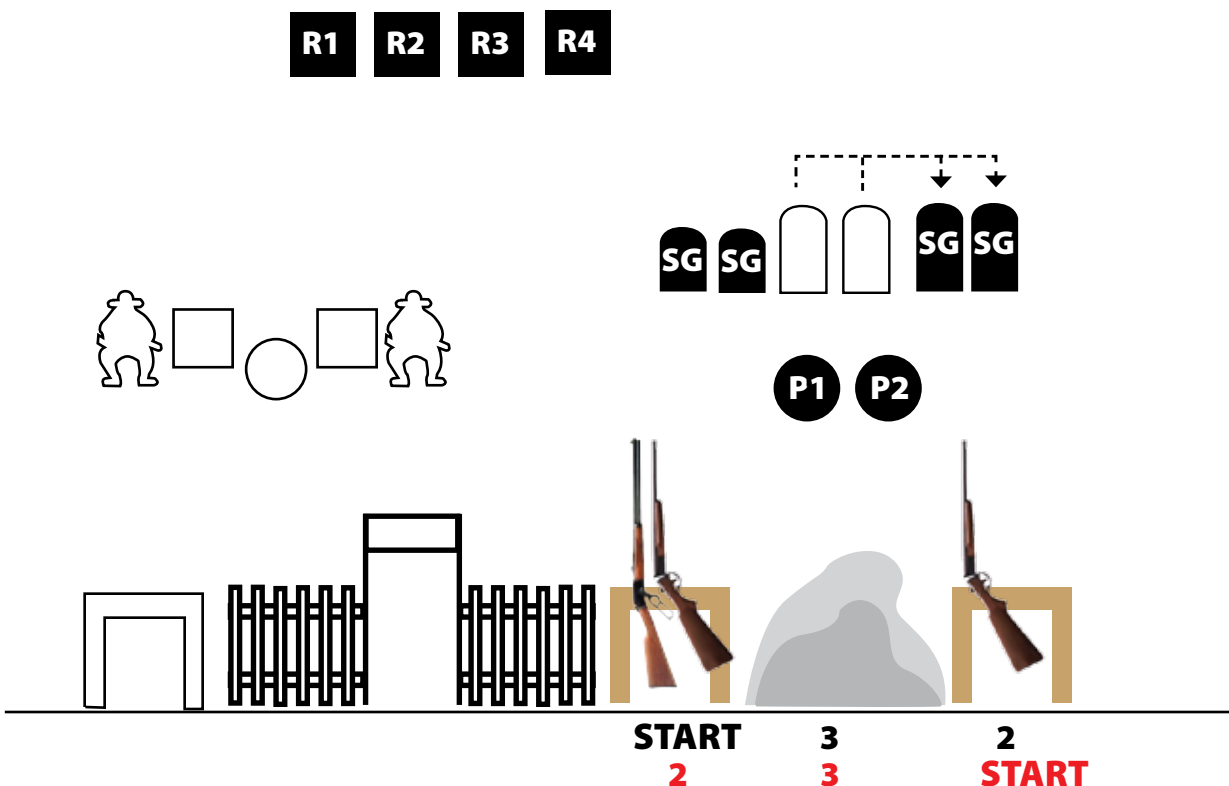
With rifle, starting from either end, shoot the 4 targets in a **REVERSE Lawrence Welk Sweep**. (4 on first target, 3 on second target, 2 on 3rd target and 1 on 4th target)

With shotgun, shoot the 2 left shotgun targets in any order. Move to right table and shoot the other 2 targets. Make safe.

Move to center of rock and with pistols, put 5 rounds on each target.

Shooting right to left...with shotgun staged on right table, rifle staged on left table.

Sequence is shotgun at right table, then left table, rifle at left table, then pistols at center of rock.



STAGE 4

AMMO:

10 Pistol, 10 Rifle, 4+ Shotgun

STAGING:

Shotgun: staged on center table.

Rifle: loaded with 10 rounds also staged on center table.

Pistols: loaded with five rounds each, holstered.

PROCEDURE:

Standing at center of fence, hands touching fence.

When ready, the shooter says: ***"Rustlers get hung around here!"***

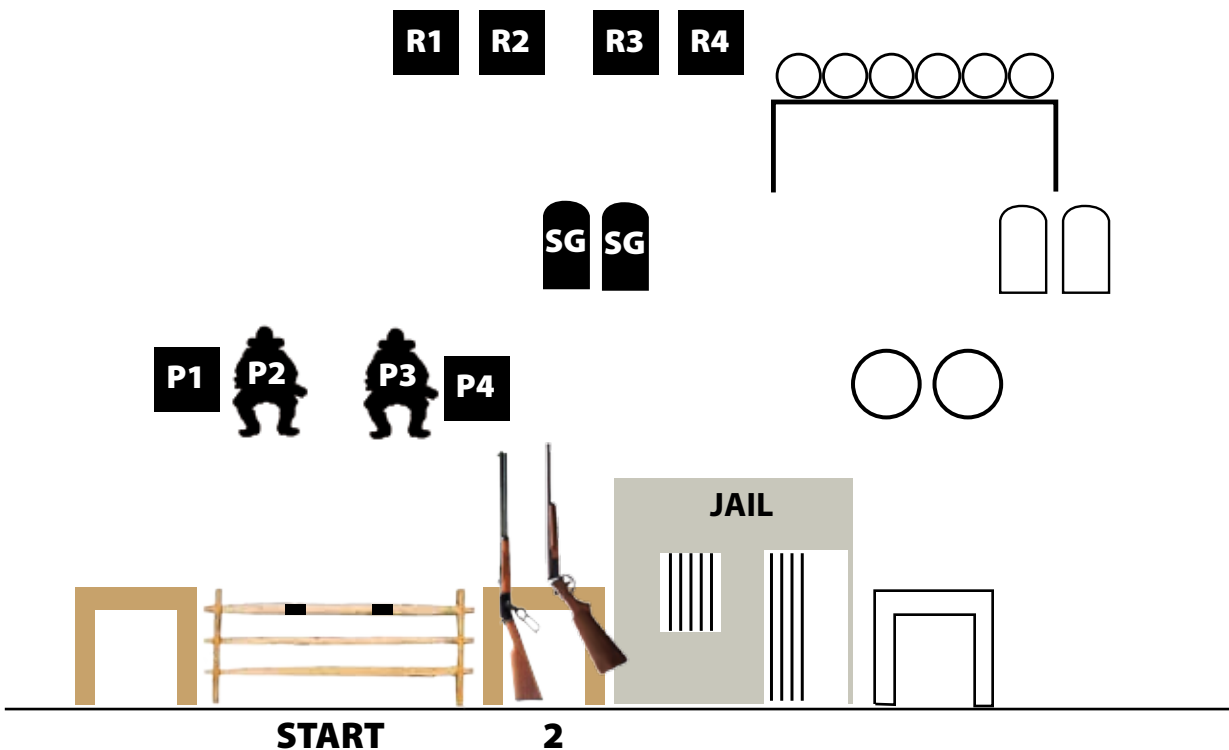
AT THE BEEP:

With first pistol, shoot the left 2 targets in the following order: **P1, P1, P1, P2, P1.**

With second pistol, shoot the right 2 targets in the following order: **P4, P4, P4, P3, P4.**

Move to center table and with rifle, shoot the 4 targets in the **same sequence** as the pistols. Make safe.

With shotgun, shoot the 2 shotgun targets two times each, no double taps.



STAGE 5

AMMO:

10 Pistol, 10 Rifle, 4+ Shotgun

STAGING:

Shotgun: staged on right table.

Rifle: loaded with 10 rounds staged on center table.

Pistols: loaded with five rounds each, holstered.

PROCEDURE:

Standing at right table, holding shotgun at cowboy port arms.

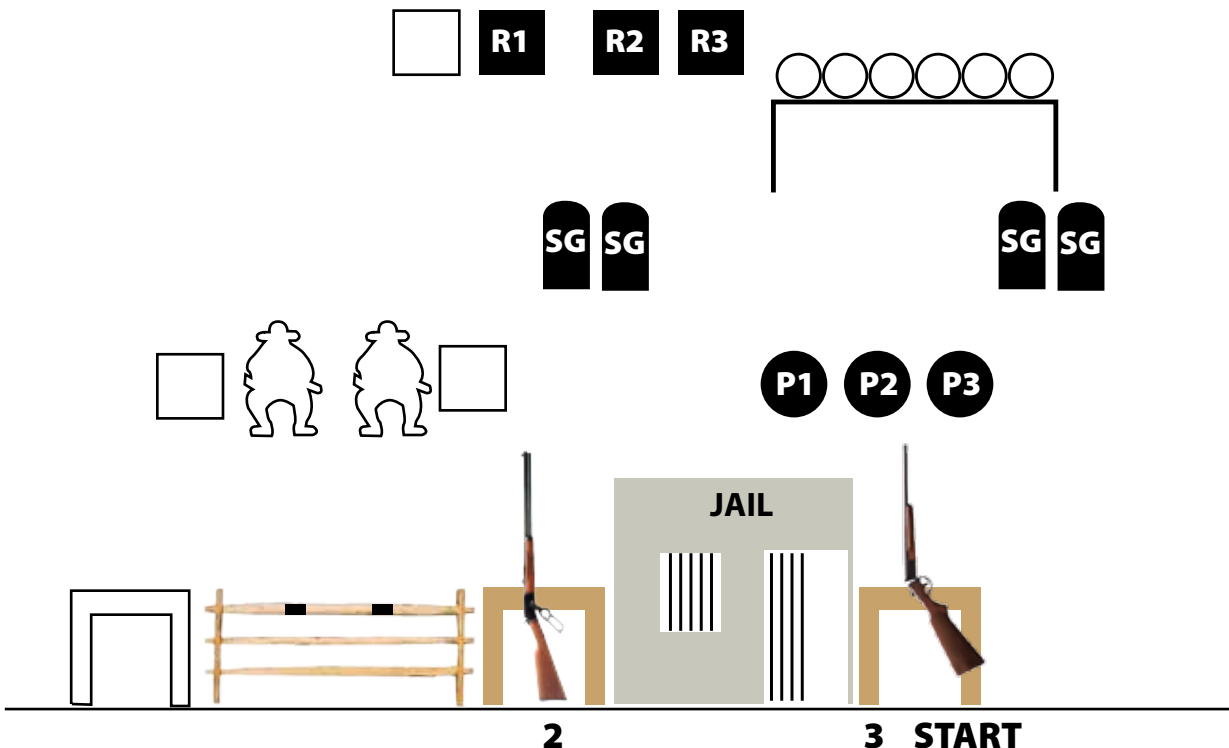
When ready, the shooter says: ***"You'll get a fair trial before we hang you!"***

AT THE BEEP:

With shotgun, shoot the 2 shotgun targets, move to center table and shoot the other 2 shotgun targets. Make safe.

With rifle, shoot the 3 targets in a **Nevada Sweep** starting at either end. Make safe.

Move to the right table and with pistols, shoot the 3 targets in a **continuous Nevada Sweep** starting at either end.



STAGE 6

AMMO:

10 Pistol, 10 Rifle, 2+ Shotgun

STAGING:

Shotgun: staged on right table.

Rifle: loaded with 10 rounds also staged on right table.

Pistols: loaded with five rounds each, holstered.

PROCEDURE:

Standing at right table, holding rifle at cowboy port arms.

When ready, the shooter says: **"Reach for the sky!"**

AT THE BEEP:

With rifle, knock down the 6 plates on the plate rack. Put remaining rounds on the dump target. Misses on the dump target are misses. Make safe.

With both pistols, shoot the 3 targets in a **1-3-1 sweep** starting from the same end.

With shotgun, shoot the 2 shotgun targets, then make up any plates still standing by shooting the shotgun targets as many times as necessary.

